

# PLUMBING PARTS



## TABLE OF CONTENTS

### Bath Tub

Waste & Overflow Gaskets	32
Stoppers - Fit All & Single Fit	14-16

### Disposal, Garbage

Connector	6
Stopper	6
Hush Cushions	7
Splash Guards	7

### Door Parts

Door Stops, Rubber	5
Door Seals, Shower	14

### Faucet

Bibb Washers	33
Cone Washers	26-28
Specialty Washers	17
Retainer Cups, Brass	19 & 20
Friction Rings, Brass	9 & 10

### Kits

Bibb Washers	41
O-Ring Assortment	11
O-Ring Cord Splicing	11

### O-Rings & Kits

Assortment Kits	11
Cord Stock	12
Splicing Kits	11
Size Chart	13

### Sink Parts

Bibb Washers	33-40
Brass Friction Rings	9 & 10
Cone Washers	26-28
Pop Up (Mack) Gaskets	5
Retainer Cups, Brass	19-20
Stoppers	14-16
Strainer Washer	25
Tailpiece Washer	25

### Stoppers

Drain	14-16
Garbage Disposal	6
Sink	15-16
Tub	15-16

### Toilet

Bolt Washers	24
Closet Bowl Sponge Gaskets	7 & 8
Flappers	3 & 4
Flush Valve Washers	21
Flush Valve Diaphragm Mansfield	21
Flush Valve Seals A.S.	1
Plungers	2
Seat Discs American Standard	2
Tank Balls	4
Tank to Bowl Gaskets	22 & 23
Speed Nut Washers, Plastic	25







### Washers

Ballcock	16
Bibb (Faucet)	33-40
Bibb Assortment Kits	41
Cone Washers	26-28
Faucet Specialty	17
Flush Valve	21
Hose	24
Sink Connecting	25
Spud	31
Tubular Slip Joint	
Plastic (Poly)	18
Rubber	29-30
Tank to Bowl	22-23
Tank Balls	4
Toilet Bolt	24 & 24
Waste & Overflow	32



# PLUMBING PARTS

## AMERICAN STANDARD SEAT DISCS & SEALS

	<b>RPM PART #</b>	Black Seat Discs are Natural Rubber & SBR Red Seat Disc are EPDM for hard water resistance
	<b>B-1700</b>	<b>QTY: 200/Case</b>  <b>FITS:</b> Screw On Type - Black with Long Legs Old OEM Style
	<b>B-1701</b>	<b>QTY: 200/Case</b>  <b>FITS:</b> Snap On Type - Black with Long Legs Old OEM Style
	<b>B-1703</b>	<b>QTY: 200/Case</b>  <b>FITS:</b> Snap On Type - Black with Short Legs New Style OEM
	<b>B-1704</b>	<b>QTY: 200/Case</b>  <b>FITS:</b> Dual Type - Red EPDM Short Legs Hard water resistance w/ Brass Insert.
	<b>B-1705</b>	<b>QTY: 500/Case</b>  <b>FITS:</b> American Standard Series N-3055 Flush Valve Seal
	<b>B-1706</b>	<b>QTY: 500/Case</b>  <b>FITS:</b> American Standard # 4 Flush Valve Seal

1 Call 1-800-913-9582 for higher quantity price breaks & for special combo pricing

Original manufacturer's name, brand name, model name or stock number which may appear in this catalogs are for reference only and do not express or imply that the items offered are genuine products of such original manufacturers.

## PLUNGERS ( FORCE CUPS )

Plungers are packed 12 per carton with handles		RPM PART #	
<b>RED 5" HOUSEHOLD TYPE</b>		<b>C-11</b>	
<b>FITS:</b>	Smaller toilets & up to 5" Drains with 18" plain wood handles		
<b>RED 6" HOUSEHOLD TYPE</b>		<b>C-12</b>	
<b>FITS:</b>	Larger toilets & up to 6" Drains with 18" plain wood handles		
<b>RED 4" DRAIN AND SINK TYPE</b>		<b>C-15</b>	
<b>FITS:</b>	Drains & Clean Out Pipe with 9" plain wood handles		
<b>BALL TYPE - WITH STEEL CLAMP</b>		<b>C-17A</b>	
<b>FITS:</b>	Heavy Duty - with Steel Clamp with 19" yellow Painted wood handles		
<b>HYDRO-THRUST BLACK</b>		<b>C-20</b>	
<b>FITS:</b>	Heavy Duty - Folding Skirt with 19" yellow painted wood handles		
<b>HEAVY DUTY HYDRO-THRUST</b>		<b>C-25</b>	
<b>FITS:</b>	X-Large Volume Folding Skirt with 19" yellow painted wood handles		

Call 1-800-913-9582 for higher quantity price breaks & for special combo pricing



# PLUMBING PARTS

## RUBBER FLAPPERS

	RPM PART #	Flappers are Silicone Impregnated All have Stainless Steel Chain, Hook, & Hog Rings
	<b>F-075B</b>	<p><b>QTY: 200/Case, 100/Inner Box, 1/Bag</b></p> <p><b>FITS:</b> Black, "1 Way" Style connects to flush valve with built in ears molded into the valve.</p>
	<b>F-TS-B</b>	<p><b>QTY: 200/Case, 25/Inner Box, 1/Bag</b></p> <p><b>FITS:</b> Black "Tuff Seal" Engraved "2 Way" Silicone Impregnated Chloramine Resistant Compound</p>
	<b>F-TS-R</b>	<p><b>QTY: 200/Case, 25/Inner Box, 1/Bag</b></p> <p><b>FITS:</b> Red "Tuff Seal" Engraved "2 Way" Silicone Impregnated Chloramine Resistant Compound</p>
	<b>F-TS-B1</b>	<p><b>QTY: 200/Case, 25/Inner Box, 1/Bag</b></p> <p><b>FITS:</b> Black, "Plain Top" Engraved "2 Way" Silicone Impregnated Chloramine Resistant Compound</p>
	<b>F-TS-R1</b>	<p><b>QTY: 200/Case, 25/Inner Box, 1/Bag</b></p> <p><b>FITS:</b> Red, "Plain Top" Engraved "2 Way" Silicone Impregnated Chloramine Resistant Compound</p>
	<b>F-TS-BL</b>	<p><b>QTY: 200/Case, 25/Inner Box, 1/Bag</b></p> <p><b>FITS:</b> Blue, "Plain Top" Engraved "2 Way" Silicone Impregnated Chloramine Resistant Compound</p>
	<b>F-TS-G1</b>	<p><b>QTY: 200/Case, 25/Inner Box, 1/Bag</b></p> <p><b>FITS:</b> Green, "Plain Top" Engraved "2 Way" Silicone Impregnated Chloramine Resistant Compound</p>

Original manufacturer's name, brand name, model name or stock number which may appear in this catalogs are for reference only and do not express or imply that the items offered are genuine products of such original manufacturers.

## FLAPPERS & TANK BALLS


Flappers and Tank Balls are Natural Rubber & SBR All have Stainless Steel Chain, Hook, & Hog Rings		RPM PART #	
<b>QTY: 200/Case, 100/Inner Box, 1/Bag</b>		<b>F-KOHF</b>	
<b>FITS:</b>	Kohler Amerline Ball Type Flapper Black		
<b>QTY: 200/Case, 25/Inner Box, 1/Bag</b>		<b>F-TS-B-T</b>	
<b>FITS:</b>	Black "2 Way" with snap in Trunion Impregnated Chloramine Resistant Compound		
<b>QTY: 200/Case, 100/Inner Box, 1/Bag</b>		<b>F-102</b>	
<b>FITS:</b>	Black 3 Way Flapper fits all 3 types of plastic and brass flush valves, includes Crane.		
<b>QTY: 200/Case, 100/Inner Box, 25/Bag</b>		<b>B-106</b>	
<b>FITS:</b>	Black "Seat-All" Type Tank Ball with Molded Brass Insert		
<b>QTY: 200/Case, 50/Inner Box, 25/Bag</b>		<b>B-106-E</b>	
<b>FITS:</b>	Red "Seat-All" Tank Ball, EDPM Rubber Hard water resistance with Brass Insert.		
<b>QTY: 200/Case, 100/Inner Box, 25/Bag</b>		<b>B-107</b>	
<b>FITS:</b>	"Seat-All" Tank Ball with Molded Brass Insert and removable Rubber Extension Tip		
<b>QTY: 200/Case, 100/Inner Box, 25/Bag</b>		<b>B-109</b>	
<b>FITS:</b>	Eljer, Tank Ball - Black with Molded brass Insert.		

Call 1-800-913-9582 for higher quantity price breaks & for special combo pricing



# PLUMBING PARTS

## RUBBER DOOR STOPS WEDGES

	<b>RPM PART #</b>	Brown Rubber
	D-61	<b>QTY: 500/Case, 25/Bag</b>  <b>FITS:</b> Brown Rubber Wedge 2-1/4" Length

## POP-UP LAVATORY MACK GASKETS

	<b>RPM PART #</b>	
	G-1	<b>QTY: 1,000/Case, 500/Inner Box, 100/Bag</b>  <b>FITS:</b> 1 -1/4" Mack Pattern 2" O.D. x 1-1/4" I.D.
	G-1A	<b>QTY: 1,000/Case, 500/Inner Box, 100/Bag</b>  <b>FITS:</b> 1 -1/4" Wide Mack Pattern 2-3/8" O.D. x 1-1/4" I.D.
	G-3	<b>QTY: 1,000/Case, 500/Inner Box, 100/Bag</b>  <b>FITS:</b> 1-3/8" Mack Pattern 2" O.D. x 1-3/8" I.D.
	G-4	<b>QTY: 1,000/Case, 500/Inner Box, 100/Bag</b>  <b>FITS:</b> 1-1/2" Mack Pattern 2-3/8" O.D. x 1-7/16" I.D.

Original manufacturer's name, brand name, model name or stock number which may appear in this catalogs are for reference only and do not express or imply that the items offered are genuine products of such original manufacturers.

## RUBBER GARBAGE DISPOSAL PARTS

		RPM PART #	
QTY: 200/Case, 100/Inner Box		<b>GD-1</b>	
<b>FITS:</b>	All Types of Garbage Disposal Rubber Connector for Disposal Draining		
QTY: 200/Case, 100/Inner Box		<b>GD-1A</b>	
<b>FITS:</b>	Same as GD-1, But with 2 Clamps		
QTY: 200/Case, 100/Inner Box		<b>GD-1B</b>	
<b>FITS:</b>	Same as GD-1, But with 4 Clamps		
QTY: 300/Case, 150/Inner Box, 10/Bag		<b>GDS-95</b>	
<b>FITS:</b>	Sink, Tub, & Disposal Cover With Molded Lift Tab White 5" O.D.		
QTY: 250/Case, 125/Inner Box, 1/Bag		<b>GDS-96</b>	
<b>FITS:</b>	Garbage Disposal & Drain Cover White With Chrome Plated Molded Handle		
QTY: 250/Case, 125/Inner Box, 1/Bag		<b>GDS-97</b>	
<b>FITS:</b>	Garbage Disposal & Drain Cover White With Inner Recessed Rubber Knob		

Call 1-800-913-9582 for higher quantity price breaks & for special combo pricing





# PLUMBING PARTS

## RUBBER GARBAGE DISPOSAL PARTS

	RPM PART #	
	GDS-59	QTY: 500/Case, 250/Inner Box
		<b>FITS:</b> Splash Guard with Holding Ring Black
	G-W370	QTY: 1000/Case, 500/Inner Box, 100/Bag
		<b>FITS:</b> Waste King Type Rubber Hush Cushion Black
	G-W372	QTY: 1000/Case, 500/Inner Box, 100/Bag
		<b>FITS:</b> Insinkerator Type Rubber Hush Cushion Black









## SPONGE RUBBER CLOSET BOWL FLOOR GASKETS

	RPM PART #	
	G-8W	QTY: 150/Case
		<b>FITS:</b> 9/16" Thick Replacements for Wax Ring Molded Square 5-3/8" O.D. x 3-3/8" I.D.
	G-15	QTY: 232/Case
		<b>FITS:</b> 9/16" Thick Replacements for Wax Ring Beveled Cut I.D. 5-3/8"O.D. x 3-1/2" I.D.

Original manufacturer's name, brand name, model name or stock number which may appear in this catalogs are for reference only and do not express or imply that the items offered are genuine products of such original manufacturers.



## SPONGE RUBBER CLOSET BOWL FLOOR GASKETS






		RPM PART #	
<b>FITS:</b>	<p>QTY: 172/Case</p> <p>3/4" Thickness 5-3/8"O.D. x 3-1/2"I.D.</p>	<b>G-16</b>	
<b>FITS:</b>	<p>QTY: 172/Case</p> <p>3/4" thick with Lip G-16 W / Recessed Lip</p>	<b>G-16L</b>	
<b>FITS:</b>	<p>QTY: 128/Case</p> <p>1" Thickness 5-3/8"O.D. x 3-1/2"I.D.</p>	<b>G-17</b>	
<b>FITS:</b>	<p>QTY: 225/Case</p> <p>1/2" Thick For wall hung urinals 4-3/8"O.D. x 2-7/8"I.D.</p>	<b>G-18</b>	
<b>FITS:</b>	<p>QTY: 200/Case</p> <p>3/8" Thick With Wide Hole Pattern 6-3/4"O.D. x 3-1/2"I.D.</p>	<b>G-14W</b>	
<b>FITS:</b>	<p>QTY: 134/Case</p> <p>9/16" Thick With Wide Hole Pattern 6-3/4"O.D. x 3-1/2"I.D.</p>	<b>G-15W</b>	
<b>FITS:</b>	<p>QTY: 106/Case</p> <p>3/4" Thick With Wide Hole Pattern 6-3/4"O.D. x 3-1/2"I.D.</p>	<b>G-16W</b>	
<b>FITS:</b>	<p>QTY: 84/Case</p> <p>1" Thick Wide Hole Pattern 6-3/4"O.D. x 3-1/2"I.D.</p>	<b>G-17W</b>	

Call 1-800-913-9582 for higher quantity price breaks & for special combo pricing








# PLUMBING PARTS

## BRASS FRICTION RINGS

	RPM PART #	FRICTION RINGS ARE SOLID(HALF HARD) BRASS 0.025" THICKNESS
	R-2	<p><b>QTY: 25,000/Case</b></p> <p><b>FITS:</b> 1/2" Nut &amp; 7/16" Tubing 21/32" O.D. x 29/64" I.D.</p>
	R-3	<p><b>QTY: 25,000/Case</b></p> <p><b>FITS:</b> 1/2" Nut &amp; 1/2" Tubing 21/32" O.D. x 33/64" I.D.</p>
	R-4	<p><b>QTY: 10,000/Case</b></p> <p><b>FITS:</b> Ballcock &amp; 7/16" Tubing 13/16" O.D. x 15/32" I.D.</p>
	R-5	<p><b>QTY: 15,000/Case</b></p> <p><b>FITS:</b> Ballcock &amp; 1/2" Tubing 13/16" O.D. x 17/32" I.D.</p>
	R-6	<p><b>QTY: 5,3000/Case</b></p> <p><b>FITS:</b> 1-1/4" Nut &amp; 1-1/4" Tubing 1-1/2" O.D. x 1-17/64" I.D.</p>

Original manufacturer's name, brand name, model name or stock number which may appear in this catalogs are for reference only and do not express or imply that the items offered are genuine products of such original manufacturers.

## BRASS FRICTION RINGS

FRICTION RINGS ARE SOLID(HALF HARD) BRASS 0.025" THICKNESS		RPM PART #	
<b>QTY: 2,200/Case</b>		<b>R-7</b>	
<b>FITS:</b>	1-1/2" Nut & 1-1/4" Tubing 1-3/4" O.D. x 1-17/64" I.D.		
<b>QTY: 3,500/Case</b>		<b>R-8</b>	
<b>FITS:</b>	1-1/2" Nut & 1-1/2" Tubing 1-3/4" O.D. x 1-33/64" I.D.		
<b>QTY: 20,000/Case</b>		<b>R-12</b>	
<b>FITS:</b>	13/16" Nut & 3/8" IPS Tubing 13/16" O.D. x 11/16" I.D.		
<b>QTY: 26,000/Case</b>		<b>R-14</b>	
<b>FITS:</b>	1/2" Nut & 3/8" Tubing 21/32" O.D. x 25/64" I.D.		
<b>QTY: 15,000/Case</b>		<b>R-15</b>	
<b>FITS:</b>	Ballcock Nut & 3/8" Tubing 13/16" O.D x 25/64" I.D.		

Call 1-800-913-9582 for higher quantity price breaks & for special combo pricing

## O-RINGS KITS - NITRILE 70 FDA GRADE

	RPM PART #	
	R-30	<p><b>QTY: 48/Case</b></p> <div style="border: 1px solid black; padding: 10px; margin-top: 10px;"> <p>O-Ring Assortment Kit For Plumbers 200 Piece Kit, from 12 Of The Most Popular Sizes For All OEM Faucets Complete With OEM Index.</p> </div>
	R-60	<p><b>CASE QTY: 24/Case</b></p> <div style="border: 1px solid black; padding: 10px; margin-top: 10px;"> <p>Extra Large O-Ring Assortment Kit 382 Piece Kit with 30 popular sizes, from 1/8" to 1-3/4" Inner Diameter.</p> </div>
	R-SK5	<p><b>QTY: 25/Case</b></p> <div style="border: 1px solid black; padding: 10px; margin-top: 10px;"> <p>O-Ring Splicing Kit, A Complete DO It Yourself Kit to make your own o-rings Complete Kit; includes glue, splicing jig, &amp; razor blade. With over 40 inches of cord for 0.070", 0.103", 0.139" 0.210", and 0.275"</p> </div>

## O-RINGS & CORD STOCK



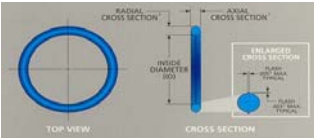
PART #:	NOMINAL C/S	Feet / Roll	ACTUAL C/S
<b>R-CS-3/32"</b>	3/32" (O-RING)	1,640	0.103 +/- .005"
<b>R-CS-1/8"</b>	1/8" (O-RING)	1,312	0.139 +/- .005"
<b>R-CS-3/16"</b>	3/16" (O-RING)	1,312	0.210 +/- .007"
<b>R-CS-1/4"</b>	1/4" (O-RING)	656	0.275 +/- .007"
<b>R-CS-1/2"</b>	1/2"	210	0.500 +/- .010"

Call 1-800-913-9582 for higher quantity price breaks & for special combo pricing



# PLUMBING PARTS


Our O-rings are FDA & NSF Listed Nitrile (BUNA-N) Compound.



## O-Ring Sizing Chart

RPM Part #	Inches Wall x I.D.	RPM Part #	Inches Wall x I.D.	RPM Part #	Inches Wall x I.D.
R-001	1/32 x 1/32	R-109	3/32 x 5/16	R-211	1/8 x 13/16
R-002	3/64 x 3/64	R-110	3/32 x 3/8	R-212	1/8 x 7/8
R-003	1/16 x 1/16	R-111	3/32 x 7/16	R-213	1/8 x 15/16
R-004	1/16 x 5/64	R-112	3/32 x 1/2	R-214	1/8 x 1
R-005	1/16 x 7/64	R-113	3/32 x 9/16	R-215	1/8 x 1-1/16
R-006	1/16 x 1/8	R-114	3/32 x 5/8	R-216	1/8 x 1-1/8
R-007	1/16 x 5/32	R-115	3/32 x 11/16	R-217	1/8 x 1-3/16
R-008	1/16 x 3/16	R-116	3/32 x 3/4	R-218	1/8 x 1-1/4
R-009	1/16 x 7/32	R-117	3/32 x 13/16	R-219	1/8 x 1-5/16
R-010	1/16 x 1/4	R-118	3/32 x 7/8	R-220	1/8 x 1-3/8
R-011	1/16 x 5/16	R-119	3/32 x 15/16	R-221	1/8 x 1-7/16
R-012	1/16 x 3/8	R-120	3/32 x 1	R-222	1/8 x 1-1/2
R-013	1/16 x 7/16	R-121	3/32 x 1-1/16	R-225	1/8 x 1-7/8
R-014	1/16 x 1/2	R-122	3/32 x 1-1/8	R-226	1/8 x 2
R-015	1/16 x 9/16	R-123	3/32 x 1-3/16	R-227	1/8 x 2-1/8
R-016	1/16 x 5/8	R-124	3/32 x 1-1/4	R-228	1/8 x 2-1/4
R-017	1/16 x 11/16	R-125	3/32 x 1-5/16	R-229	1/8 x 2-3/8
R-018	1/16 x 3/4	R-126	3/32 x 1-3/8	R-230	1/8 x 2-1/2
R-019	1/16 x 13/16	R-127	3/32 x 1-7/16	R-231	1/8 x 2-5/8
R-020	1/16 x 7/8	R-128	3/32 x 1-1/2	R-232	1/8 x 2-3/4
R-021	1/16 x 15/16	R-129	3/32 x 1-9/16	R-233	1/8 x 2-7/8
R-022	1/16 x 1	R-130	3/32 x 1-5/8	R-309	3/16 x 7/16
R-023	1/16 x 1-1/16	R-131	3/32 x 1-11/16	R-310	3/16 x 1/2
R-024	1/16 x 1-1/8	R-132	3/32 x 1-3/4	R-311	3/16 x 9/16
R-025	1/16 x 1-3/16	R-133	3/32 x 1-13/16	R-312	3/16 x 3/8
R-026	1/16 x 1-1/4	R-134	3/32 x 1-7/8	R-313	3/16 x 11/16
R-027	1/16 x 1-5/16	R-135	3/32 x 1-15/16	R-314	3/16 x 3/4
R-028	1/16 x 1-3/8	R-136	3/32 x 2	R-315	3/16 x 13/16
R-029	1/16 x 1-1/2	R-137	3/32 x 2-1/16	R-316	3/16 x 7/8
R-030	1/16 x 1-5/8	R-138	3/32 x 2-1/8	R-317	3/16 x 15/16
R-031	1/16 x 1-3/4	R-139	3/32 x 2-3/16	R-318	3/16 x 1
R-032	1/16 x 1-7/8	R-140	3/32 x 2-1/4	R-319	3/16 x 1-1/16
R-033	1/16 x 2	R-141	3/32 x 2-5/16	R-320	3/16 x 1-1/8
R-034	1/16 x 2-1/8	R-142	3/32 x 2-3/8	R-321	3/16 x 1-3/16
R-035	1/16 x 2-1/4	R-143	3/32 x 2-7/16	R-322	3/16 x 1-1/4
R-036	1/16 x 2-3/8	R-144	3/32 x 2-1/2	R-323	3/16 x 1-5/16
R-037	1/16 x 2-1/2	R-145	3/32 x 2-9/16	R-324	3/16 x 1-3/8
R-038	1/16 x 2-5/8	R-201	1/8 x 3/16	R-325	3/16 x 1-1/2
R-039	1/16 x 2-3/4	R-202	1/8 x 1/4	R-326	3/16 x 1-5/8
R-040	1/16 x 2-7/8	R-203	1/8 x 5/16	R-327	3/16 x 1-3/4
R-102	3/32 x 1/16	R-204	1/8 x 3/8	R-328	3/16 x 1-7/8
R-103	3/32 x 3/32	R-205	1/8 x 7/16	R-329	3/16 x 2
R-104	3/32 x 1/8	R-206	1/8 x 1/2	R-330	3/16 x 2-1/8
R-105	3/32 x 5/32	R-207	1/8 x 9/16	R-331	3/16 x 2-1/4
R-106	3/32 x 3/16	R-208	1/8 x 5/8	R-332	3/16 x 2-3/8
R-107	3/32 x 7/32	R-209	1/8 x 11/16	R-333	3/16 x 2-1/2
R-108	3/32 x 1/4	R-210	1/8 x 3/4	R-334	3/16 x 2-5/8

**SHOWER DOOR SEAL**







	<b>RPM PART #</b>	
<b>QTY: 125/ft</b>	<b>S-44</b>	
<b>FITS:</b> Extruded Gray PVC Seal		
Fits Most Shower Door Seals 1.5" Wide		

**SINK & TUB STOPPER WITH  
- STAINLESS STEEL RING**

<b>ALL RINGS ARE STAINLESS STEEL</b>	<b>RPM PART #</b>	
<b>QTY: 1,000/Case, 500/Inner Box, 100/Bag</b>	<b>S-61</b>	
<b>FITS:</b> 1"-1-3/8" Drains, Fit All Type		
White Rubber Stopper for Drain Sizes 1" - 3/8"		
<b>QTY: 500/Case, 100/Inner Box, 50/Bag</b>	<b>S-62</b>	
<b>FITS:</b> 1-1/2"-2" Drains, Fit All Type		
White Rubber Stopper for Drain Sizes 1-1/2" - 2"		





Call 1-800-913-9582 for higher quantity price breaks & for special combo pricing

## SINGLE FIT - SINK STOPPERS - STAINLESS STEEL RING

RPM PART #	ALL RINGS ARE STAINLESS STEEL
	QTY: 1,000/Case, 100/Bag
	<b>FITS:</b> 1" Drain holes White Rubber Sink & Tub Stopper
	QTY: 1,000/Case, 100/Bag
	<b>FITS:</b> 1 - 1/8" Drain holes White Rubber Sink & Tub Stopper
	QTY: 1,000/Case, 100/Bag
	<b>FITS:</b> 1 - 1/4" Drain holes White Rubber Sink & Tub Stopper
	QTY: 1,000/Case, 100/Bag
	<b>FITS:</b> 1 - 3/8" Drain holes White Rubber Sink & Tub Stopper
	QTY: 1,000/Case, 100/Bag
	<b>FITS:</b> 1 - 1/2" Drain holes White Rubber Sink & Tub Stopper
	QTY: 1,000/Case, 100/Bag
	<b>FITS:</b> 1 - 5/8" Drain holes White Rubber Sink & Tub Stopper



## SINGLE FIT - SINK STOPPERS - STAINLESS STEEL RING

ALL RINGS ARE STAINLESS STEEL		RPM PART #	
<b>QTY: 1,000/Case, 100/Bag</b>		<b>S-86</b>	
<b>FITS:</b>	1 - 3/4" Drain holes White Rubber Sink & Tub Stopper		
<b>QTY: 500/Case, 100/Bag</b>		<b>S-87</b>	
<b>FITS:</b>	1 - 7/8" Drain holes White Rubber Sink & Tub Stopper		
<b>QTY: 500/Case, 100/Bag</b>		<b>S-88</b>	
<b>FITS:</b>	2" Drain holes White Rubber Sink & Tub Stopper		
BALLCOCK SHANK WASHERS			
		RPM PART #	
<b>QTY: 1,000/Case, 500/Inner Box, 100/Bag</b>		<b>W-30</b>	
<b>FITS:</b>	Rubber Beveled Ballcock Shank 1-3/4" O.D. x 15/16" I.D. x 1/2"		

Call 1-800-913-9582 for higher quantity price breaks & for special combo pricing




**PLUMBING PARTS**

**SPECIALIZED FAUCET PARTS MISC**

	RPM PART #	
	<b>W-48</b>	<p><b>QTY: 20,000/Case, 2,000/Bag</b></p> <p><b>FITS:</b> Price Pfister "Hydro-Seal" Cartridge Bottom Rubber Seal, OEM # 949-360</p>
	<b>W-49</b>	<p><b>FITS:</b> Price Pfister Bottom Seal for New 1/4" Turn Ceramic Valve OEM # 950-985</p>
	<b>W-50</b>	<p><b>FITS:</b> Price Pfister Shower Valve Bottom Seal - Ceramic Stem OEM # 950-980</p>
	<b>W-53B</b>	<p><b>QTY: 10,000/Case, 500/Bag</b></p> <p><b>FITS:</b> Crane Dial-ESE Rubber &amp; Cork Composition Cap Thread Washer 1-3/32" x 27/32" x 1/8"</p>
	<b>W-DCPK</b>	<p><b>QTY: 1,500/Case</b></p> <p><b>FITS:</b> Delta Cam Packing w/ Teflon Molded Seal</p>

17 Call 1-800-913-9582 for higher quantity price breaks & for special combo pricing

**AMERICAN STAND. TOP HAT WASHERS**

		RPM PART #	
	<b>QTY: 10,000/Case, 2,000/Bag</b>	<b>W-46</b>	
<b>FITS:</b>	Rubber Aqua Seal Washer		

**POLY SLIP JOINT & SINK WASHERS**

		RPM PART #	
	<b>QTY: 5,000/Case</b>	<b>W-124</b>	
<b>FITS:</b>	Tubing Size 1-1/4" 1 - 1/4" Poly Washer		
	<b>QTY: 5,000/Case</b>	<b>W-125</b>	
<b>FITS:</b>	Tubing Size 1-1/2" 1 - 1/2" Poly Washer		
	<b>QTY: 5,000/Case</b>	<b>W-126</b>	
<b>FITS:</b>	Tubing Size 1-1/2" Flanged Tailpiece		
	<b>QTY: 5,000/Case</b>	<b>W-200</b>	
<b>FITS:</b>	Tubing Size 2" 2" Poly Washer		
	<b>QTY: 5,000/Case</b>	<b>W-204</b>	
<b>FITS:</b>	Both Tubing Size 1- 1/4" - 1 1/2" Heavy Reducing Washer		

Call 1-800-913-9582 for higher quantity price breaks & for special combo pricing




**PLUMBING PARTS**

**BRASS RETAINER CUPS-NICKEL PLATED**

	RPM PART #		
	<b>W-164</b>	<b>FITS:</b>	"000" Trade Size Bibb Washers <b>QTY:</b>
	<b>W-165</b>	<b>FITS:</b>	"00" Trade Size Bibb Washers <b>QTY:</b>
	<b>W-165B</b>	<b>FITS:</b>	"0" Trade Size Bibb Washers <b>QTY:</b>
	<b>W-165A</b>	<b>FITS:</b>	"1/4" Trade Size Bibb Washers <b>QTY:</b>
	<b>W-166</b>	<b>FITS:</b>	"1/4 L" Trade Size Bibb Washers <b>QTY:</b>

**BRASS RETAINER CUPS-NICKEL PLATED**






		RPM PART #	
<b>FITS:</b>	"3/8" Trade Size Bibb Washers	<b>W-166A</b>	
	<b>QTY:</b>		
<b>FITS:</b>	"3/8 M" Trade Size Bibb Washers	<b>W-166B</b>	
	<b>QTY:</b>		
<b>FITS:</b>	"3/8 L" Trade Size Bibb Washers	<b>W-167</b>	
	<b>QTY:</b>		
<b>FITS:</b>	"1/2" Trade Size Bibb Washers	<b>W-167A</b>	
	<b>QTY:</b>		
<b>FITS:</b>	"1/2 L" Trade Size Bibb Washers	<b>W-168</b>	
	<b>QTY:</b>		

Call 1-800-913-9582 for higher quantity price breaks & for special combo pricing



**PLUMBING PARTS**

**FLUSH VALVE WASHERS & DIAPHRAMS**

	RPM PART #	Rubber Molded Shank & Disphrams
	<b>B-1705</b>	<p>QTY: 500/Case 250/Inner Box</p> <p>FITS: Seal - Old Series N-3055</p>
	<b>B-1706</b>	<p>QTY: 500/Case 250/Inner Box, 50/Bag</p> <p>FITS: Seal - for #4 Flush Valve</p>
	<b>W-205</b>	<p>QTY: 200/Case</p> <p>FITS: Flush Valve Shank Washer 1/2" Height 3-1/8" O.D. x 2-3/8" I.D.</p>
	<b>W-206</b>	<p>QTY: 500/Case</p> <p>FITS: Flush Valve Shank 3/8" Height 3-1/16" O.D. x 2-1/4" I.D.</p>
	<b>W-207</b>	<p>QTY: 500/Case, 250/Inner Box, 50 Per Bag</p> <p>FITS: Mansfield Flush Valve Diaphragm</p>

## SPONGE TANK TO BOWL GASKETS

		RPM PART #	
<b>FITS:</b>	<p><b>QTY: 600/case</b></p> <p>Standard Thin Type 11/16" Thickness</p>	<b>W-208</b>	
<b>FITS:</b>	<p><b>QTY: 450/case</b></p> <p>Standard Heavy Type 7/8" Thickness</p>	<b>W-208A</b>	
<b>FITS:</b>	<p><b>QTY: 350/case</b></p> <p>Crane Type - Old Tanks 1-1/16" Thick</p>	<b>W-208C</b>	
<b>FITS:</b>	<p><b>QTY: 200/case</b></p> <p>Newer Eljer &amp; Briggs Toilets Not Sponge, Dense Rubber</p>	<b>W-208E</b>	
<b>FITS:</b>	<p><b>QTY: 500/case</b></p> <p>Standard Thin Type 3/4" Thickness</p>	<b>W-208S</b>	

Call 1-800-913-9582 for higher quantity price breaks & for special combo pricing

22



# PLUMBING PARTS

## SPONGE TANK TO BOWL GASKETS

	RPM PART #	
	W-208G	<p><b>QTY: 300/Case</b></p> <p><b>FITS:</b> Gerber Type for Older Closets 1-3/16" Thick</p>
	W-209	<p><b>QTY: 160/Case</b></p> <p><b>FITS:</b> Kohler OEM Fit to Print Not Sponge Soft Dense Rubber</p>
	W-210	<p><b>QTY: 300/Case</b></p> <p><b>FITS:</b> Briggs, Crane, A.S., Etc. Recessed Type Heavy 1-1/4"</p>
	W-210R	<p><b>QTY: 300/Case</b></p> <p><b>FITS:</b> W-210 in Red for Hard Water Resistance, EDPM Compound</p>
	W-210H	<p><b>QTY: 300/Case</b></p> <p><b>FITS:</b> W-210 with Flush Valve Hex Nut Style Pattern</p>
	W-211	<p><b>QTY: 50/Case</b></p> <p><b>FITS:</b> Eljer Toilets Eljer Old Style 7/16" Height</p>



## RUBBER HOSE & TOILET WASHERS

		RPM PART #	
	<b>QTY: 10,000/Case</b>	<b>W-225R</b>	
<b>FITS:</b>	Red Hose Washer Soft Rubber 1-1/16" x 5/8" x 1/8"		
	<b>QTY: 5,000/Case</b>	<b>W-227</b>	
<b>FITS:</b>	Hose Washer Cloth Inserted 1-1/16" x 5/8" x 1/8"		
	<b>QTY: 5,000/Case</b>	<b>W-234</b>	
<b>FITS:</b>	Hose Washer Stainless Steel With Molded TPR Washer		
	<b>QTY: 8,000/Case</b>	<b>W-246</b>	
<b>FITS:</b>	Solid Rubber Bolt Washer 1" x 1/4" x 1/8"		
	<b>QTY: 10,000/Case</b>	<b>W-247</b>	
<b>FITS:</b>	Closet Bolt Washer with 1/4" Hole for smaller Bolts		

Call 1-800-913-9582 for higher quantity price breaks & for special combo pricing



**PLUMBING PARTS**

**HOSE, TOILET & SINK WASHERS**

	RPM PART #	
	<b>W-248</b>	<p><b>QTY: 10,000/Case</b></p> <p><b>FITS:</b> All Closet Bolts 1/4" &amp; 5/8" CI Rubber 1-1/16" x 5/8" x 1/8</p>
	<b>W-WSN</b>	<p><b>QTY: 50,000/Case, 12,500/Bag</b></p> <p><b>FITS:</b> Speed Nut For Tank bolts, plastic Replaces sharp Tinnerman nuts</p>
	<b>W-251A</b>	<p><b>QTY: 5,000/Case</b></p> <p><b>FITS:</b> Sink Tailpiece Washer CI Rubber 1-3/4" x 1- 5/16" x 1/8"</p>
	<b>W-257</b>	<p><b>QTY: 80/Bag</b></p> <p><b>FITS:</b> Rubber Sink Strainer Washer, 4-3/8" x 3-1/2" x 3/32"</p>

**CONE WASHERS - BLACK**

Material Nitrile rubber 70 Duro FDA & NSF OEM Approved		RPM PART #	
<p style="text-align: right;"><b>QTY: 10,000/Case, 1,000/Bag</b></p> <p><b>FITS:</b> 1/2" Nut, 3/8" O.D. Tube. 23/32" O.D. x 3/8" I.D. x 3/8" Ht.</p>		<b>W-276</b>	
<p style="text-align: right;"><b>QTY: 12,500/Case, 2,500/Bag</b></p> <p><b>FITS:</b> 1/2" Nut, 3/8" O.D. Tube. 5/8" O.D. x 3/8" I.D. x 3/8" Ht.</p>		<b>W-277</b>	
<p style="text-align: right;"><b>QTY: 25,000/Case, 2,500/Bag</b></p> <p><b>FITS:</b> 1/2" Nut, 7/16" or 1/2" O.D. Tube. 5/8" O.D. x 7/16" I.D. x 7/16" Ht.</p>		<b>W-277A</b>	
<p style="text-align: right;"><b>QTY: 20,000/Case, 2,500/Bag</b></p> <p><b>FITS:</b> 1/2" shallow Nuts, 1/2" O.D. Tube. 23/32" O.D. x 1/2" I.D. x 1/4" Ht.</p>		<b>W-278</b>	
<p style="text-align: right;"><b>QTY: 20,000/Case, 2,500/Bag</b></p> <p><b>FITS:</b> 1/2" Shallow Nuts, 7/16" O.D. Tube. 23/32" O.D. x 7/16" I.D. x 1/4" Ht.</p>		<b>W-279</b>	
<p style="text-align: right;"><b>QTY: 25,000/Case, 2,500/Bag</b></p> <p><b>FITS:</b> Ballcock Supply Nuts 1/2", or 7/16" Tube. 3/4" O.D. x 7/16" I.D. x 5/16" Ht.</p>		<b>W-280</b>	

Call 1-800-913-9582 for higher quantity price breaks & for special combo pricing




**PLUMBING PARTS**



**CONE WASHERS - BLACK**

	RPM PART #	Material Nitrile rubber 70 Duro FDA & NSF OEM Approved
	<b>W-281</b>	<p><b>QTY:10,000/Case, 2,000/Bag</b></p> <p><b>FITS:</b> Upper Bath And Ballcock Supply 27/32" O.D. x 7/16" I.D. x 3/8" Ht.</p>
	<b>W-282</b>	<p><b>QTY: 8,000/Case, 2,000/Bag</b></p> <p><b>FITS:</b> Upper Bath Supply Nuts 7/8" O.D. x 9/16" I.D. x 13/32" Ht.</p>
	<b>W-282A</b>	<p><b>QTY: 10,000/Case, 2,500/Bag</b></p> <p><b>FITS:</b> Upper Bath And Ballcock Supply Nuts 27/32" O.D. x 1/2" I.D. x 3/8" Ht.</p>
	<b>W-283</b>	<p><b>QTY: 20,000/Case, 2,500/Bag</b></p> <p><b>FITS:</b> 1/2" Nuts, 1/2" O.D. Tube. 5/8" O.D. x 7/16" I.D. x 5/16" Ht.</p>
	<b>W-284</b>	<p><b>QTY: 12,500/Case, 2,500/Bag</b></p> <p><b>FITS:</b> Ballcock 11/16" O.D. Tube or 3/8" I.P.S. 27/32" O.D.x 5/8" I.D. x 9/32" Ht.</p>
	<b>W-285</b>	<p><b>QTY: 8,000/Case, 800/Bag</b></p> <p><b>FITS:</b> Ballcock Supply for 3/8" O.D. Tube. 13/16" O.D.x 11/32" I.D. x 3/8" Ht.</p>

## CONE WASHERS - BLACK

Material Nitrile rubber 70 Duro FDA & NSF OEM Approved		RPM PART #	
<b>QTY: 12,500/Case, 2,500/Bag</b>		<b>W-286</b>	
<b>FITS:</b>	Step Design 3/8" O.D. Tubing for lav. Sinks  3/4" O.D. x 3/8" I.D. x 3/8" Ht.		
<b>QTY: 12,500/Case, 2,500/Bag</b>		<b>W-287</b>	
<b>FITS:</b>	Step Design 3/8" Ballcock Supply  13/16" O.D. x 3/8" I.D. x 7/16"Ht.		

## CONE WASHERS THREADED TYPE

Material Nitrile rubber 70 Duro FDA & NSF OEM Approved		RPM PART #	
<b>QTY: 5,000/Case, 500/Bag</b>		<b>W-288</b>	
<b>FITS:</b>	Corrugated Copper Supply Line Type  1/2", Closet - For ballcock		
<b>QTY: 5,000/Case, 500/Bag</b>		<b>W-290</b>	
<b>FITS:</b>	Corrugated Copper Supply Line Type  3/8", Lavatory for Faucet		

Call 1-800-913-9582 for higher quantity price breaks & for special combo pricing









**PLUMBING PARTS**

**RUBBER SLIP JOINT WASHERS  
MOLDED & CUT TYPES**

	RPM PART #	
	<b>R-DRING</b>	<p style="text-align: right;"><b>QTY: 5,000/Case</b></p> <p><b>FITS:</b> Fit-all S.J. " D-ring", 1" x 5/32", 50 Duro Soft Compound Stretches to Fit 2-1/2" Pipe</p>
	<b>W-304</b>	<p style="text-align: right;"><b>QTY: 5,600/Case, 700/Bag</b></p> <p><b>FITS:</b> 1-7/16" O.D. x 1-3/16" I.D. x 3/16" Ht. Black Molded</p>
	<b>W-304A</b>	<p style="text-align: right;"><b>QTY: 8,000/Case, 1,000/Bag</b></p> <p><b>FITS:</b> 1-3/8" O.D. x 1-3/16" I.D. x 3/16" Ht. Grey Cut Type, Not Molded</p>
	<b>W-305</b>	<p style="text-align: right;"><b>QTY: 4,800/Case</b></p> <p><b>FITS:</b> 1-11/16" O.D. x 1-7/16" I.D. x 3/16" Ht Molded Black</p>
	<b>W-305A</b>	<p style="text-align: right;"><b>QTY: 4,000/Case</b></p> <p><b>FITS:</b> 1-5/8" O.D. x 1-7/16" I.D. x 3/16" Ht Molded Black</p>
	<b>W-306</b>	<p style="text-align: right;"><b>QTY: 5,000/Case</b></p> <p><b>FITS:</b> 2-1/16" O.D. x 1-7/8" I.D. x 3/16 Ht Grey Cut Type, Not Molded</p>

## RUBBER SLIP JOINT WASHERS - BLACK

		RPM PART #	
<b>FITS:</b>	1-3/4" Heavy Nuts Cut Grey, 1-5/16 x 1-3/16 x 3/16"	<b>W-307</b>	
	<b>QTY:</b>		
<b>FITS:</b>	1-1/4" Shallow Nuts Cut Grey, 1-7/16 x 1-3/16 x 3/16"	<b>W-308</b>	
	<b>QTY:</b>		
<b>FITS:</b>	1-1/2" x 1-1/4" Reducing Washer Molded Black, 1-11/16 x 1-3/16 x 3/16"	<b>W-309</b>	
	<b>QTY: 3,000/Case, 500/Bag</b>		
<b>FITS:</b>	2" x 1-1/2" Nuts Cut Grey, 2-3/16 x 1-7/16 x 1/8"	<b>W-309A</b>	
	<b>QTY: 4,000/Case</b>		
<b>FITS:</b>	1-1/2" x 1-3/8" Nuts Cut Grey, 1-3/4 x 1-3/8 x 3/16"	<b>W-310</b>	
	<b>QTY:</b>		
<b>FITS:</b>	1-1/2" Shallow Nuts Cut Grey, 1-11/16 x 1-7/16 x 1/8"	<b>W-311</b>	
	<b>QTY:</b>		

Call 1-800-913-9582 for higher quantity price breaks & for special combo pricing

30



# PLUMBING PARTS

## RUBBER SPUD WASHER

	RPM PART #	
	<b>W-316</b>	<p>QTY: 100/Bag, 1000/Case</p> <p>FITS: Trade Size, 1" Flanged, For 3/4"</p>
	<b>W-320</b>	<p>QTY: 100/Bag, 500/Case</p> <p>FITS: Trade Size, 1" Flanged, For 3/4"</p>
	<b>W-321</b>	<p>QTY: 100/Bag, 500/Case</p> <p>FITS: Trade Size, 1-1/2" Flanged</p>
	<b>W-322</b>	<p>QTY: 100/Bag, 500/Case</p> <p>FITS: Trade Size, 2" Flanged</p>
	<b>W-324</b>	<p>QTY: 100/Bag</p> <p>FITS: Trade Size, 2 x 1-1/4"</p>
	<b>W-325</b>	<p>QTY: 100/Bag</p> <p>FITS: Trade Size, 2 x 1-1/2"</p>



## SPONGE WASTE & OVERFLOW WASHERS

		RPM PART #	
	<b>QTY: 700/Case</b>	<b>W-503</b>	
<b>FITS:</b>	All Types of W/O Beveled Sponge Bev. 3-3/16" x 2-1/8"		
	<b>QTY: 500/Case</b>	<b>W-504</b>	
<b>FITS:</b>	All Flat Type Heavy Hard Flat Sponge 3.44" x 2.19" x 2.2"		
	<b>QTY: 500/Case, 100/Bag</b>	<b>W-506</b>	
<b>FITS:</b>	Blind Type Intalls for Bath Tub Beveled Hand Type 4 Ears		
	<b>QTY: 500/Case, 100/Bag</b>	<b>W-304X</b>	
<b>FITS:</b>	MOEN Sponge 2 Channels Blind Type Intalls for Bath Tub		
	<b>QTY: 500/Case, 100/Bag</b>	<b>W-507</b>	
<b>FITS:</b>	All Flat Type, Soft Sponge Flat Sponge 2-7/8" x 1-7/8"		

Call 1-800-913-9582 for higher quantity price breaks & for special combo pricing

32

**FLAT BIBB WASHERS**

	RPM PART #	
	<b>W-B00-F</b>	<p>QTY: 2,000/Bag</p> <p><b>FITS:</b> Trade Size OO &amp; 1/4S 1/2" O.D. x 3/16" I.D. x 1/8" THK</p>
	<b>W-B0-F</b>	<p>QTY: 2,000/Bag</p> <p><b>FITS:</b> Trade Size O 17/32" O.D. x 13/64" I.D. x 1/8" THK</p>
	<b>W-B1/4-F</b>	<p>QTY: 2,000/Bag</p> <p><b>FITS:</b> Trade Size 1/4 9/16" O.D. x 13/64" I.D. x 1/8" THK</p>
	<b>W-B1/4M-F</b>	<p>QTY: 2,000/Bag</p> <p><b>FITS:</b> Trade Size 1/4M 37/64" O.D. x 13/64" I.D. x 1/8" THK</p>

Original manufacturer's name, brand name, model name or stock number which may appear in this catalogs are for reference only and do not express or imply that the items offered are genuine products of such original manufacturers.

**FLAT BIBB WASHERS**

		RPM PART #	
	<b>QTY: 2,000/Bag</b>	<b>W-B1/4L-F</b>	
<b>FITS:</b>	Trade Size 1/4L 19/32" O.D. x 13/64" I.D. x 1/8" THK		
	<b>QTY: 2,000/Bag</b>	<b>W-B3/8-F</b>	
<b>FITS:</b>	Trade Size 3/8 5/8" O.D. x 13/64" I.D. x 1/8" THK		
	<b>QTY: 2,000/Bag</b>	<b>W-B3/8M-F</b>	
<b>FITS:</b>	Trade Size 3/8M 21/32" O.D x 13/64" I.D. x 1/8" THK		
	<b>QTY: 2,000/Bag</b>	<b>W-B3/8L-F</b>	
<b>FITS:</b>	Trade Size 3/8L 11/16" O.D. x 13/64" I.D. x 1/8" THK		
	<b>QTY: 2,000/Bag</b>	<b>W-B1/2-F</b>	
<b>FITS:</b>	Trade Size 1/2 3/4" O.D. x 13/64" I. D. x 1/8" THK		
	<b>QTY: 2,000/Bag</b>	<b>W-B1/2L-F</b>	
<b>FITS:</b>	Trade Size 1/2L 25/32" O.D. x 13/64" I.D. x 1/8" THK		







Call 1-800-913-9582 for higher quantity price breaks & for special combo pricing

## FLAT BIBB WASHERS

	RPM PART #	
	W-B5/8-F	<p><b>QTY: 2,000/Bag</b></p> <p><b>FITS:</b> Trade Size 5/8 13/16" O.D. x 3/16" I.D. x 1/8" THK</p>
	W-B5/8L-F	<p><b>QTY: 2,000/Bag</b></p> <p><b>FITS:</b> Trade Size 5/8L 29/32" O.D. x 3/16" I.D. x 1/8" THK</p>
	W-B3/4-F	<p><b>QTY: 2,000/Bag</b></p> <p><b>FITS:</b> Trade Size 3/4 1" O.D. x 13/64" I.D. x 1/8" THK</p>
BEVELED BIBB WASHERS NBR 95 DURO		
	RPM PART #	
	W-B-00-B	<p><b>QTY: 2,000/Bag</b></p> <p><b>FITS:</b> Trade Size 00 &amp; 1/4S 1/2" O.D. x 3/16" I.D. x 1/4" THK</p>
	W-B-0-B	<p><b>QTY: 2,000/Bag</b></p> <p><b>FITS:</b> Trade Size 0 17/32" O.D. x 3/16" I.D. x 1/4" THK</p>

Original manufacture's name, brand name, model name or stock number which may appear in this catalogs are for reference only and do not express or imply that the items offered are genuine products of such original manufacturers.

## BEVELED BIBB WASHERS NBR 95 DURO.

		RPM PART #	
	<b>QTY: 2,000/Bag</b>		
<b>FITS:</b>	Trade Size 1/4 9/16" O.D. x 3/16" I.D. x 1/4" THK	<b>W-B-1/4-B</b>	
	<b>QTY: 2,000/Bag</b>		
<b>FITS:</b>	Trade Size 1/4M 37/64" O.D. x 3/16" I.D. x 1/4" THK	<b>W-B-1/4M-B</b>	
	<b>QTY: 2,000/Bag</b>		
<b>FITS:</b>	Trade Size 1/4L 19/32" O.D. x 3/16" I.D. x 1/4" THK	<b>W-B-1/4L-B</b>	
	<b>QTY: 2,000/Bag</b>		
<b>FITS:</b>	Trade Size 3/8 5/8" O.D. x 3/16" I.D. x 1/4" THK	<b>W-B-3/8-B</b>	
	<b>QTY: 2,000/Bag</b>		
<b>FITS:</b>	Trade Size 3/8M 21/32" O.D. x 3/16" I.D. x 1/4" THK	<b>W-B-3/8M-B</b>	
	<b>QTY: 2,000/Bag</b>		
<b>FITS:</b>	Trade Size 3/8L 11/16" O.D. x 3/16" I.D. x 1/4" THK	<b>W-B-3/8L-B</b>	

Call 1-800-913-9582 for higher quantity price breaks & for special combo pricing



# PLUMBING PARTS

## BEVELED BIBB WASHERS NBR 95 DURO



	RPM PART #	
	<b>W-B-1/2-B</b>	<p style="text-align: right;"><b>QTY: 2,000/Bag</b></p> <p><b>FITS:</b> Trade Size 1/2 3/4" O.D. x 3/16" I.D. x 1/4" THK</p>
	<b>W-B-1/2L-B</b>	<p style="text-align: right;"><b>QTY: 2,000/Bag</b></p> <p><b>FITS:</b> Trade Size 1/2L 25/32" O.D. x 3/16" I.D. x 1/4" THK</p>
	<b>W-B-5/8-B</b>	<p style="text-align: right;"><b>QTY: 2,000/Bag</b></p> <p><b>FITS:</b> Trade Size 5/8 13/16" O.D. x 3/16" I.D. x 1/4" THK</p>
	<b>W-B-5/8L-B</b>	<p style="text-align: right;"><b>QTY: 2,000/Bag</b></p> <p><b>FITS:</b> Trade Size 5/8L 29/32" O.D. x 3/16" I.D. x 1/4" THK</p>
	<b>W-B-3/4-B</b>	<p style="text-align: right;"><b>QTY: 2,000/Bag</b></p> <p><b>FITS:</b> Trade Size 3/4 1" O.D. x 3/16" I.D. x 1/4" THK</p>

**"TUFF-SEAL" BRANDED FLAT BIBB WASHER- BLACK  
NITRILE 95 DURO.**




		RPM PART #	
<b>FITS:</b>	Trade Size OO 1/2" O.D. x 3/16" I.D. x 1/8" THK	<b>W-BTS-B00</b>	
	<b>QTY: 5,000/Bag</b>		
<b>FITS:</b>	Trade Size 0 17/32" O.D. x 13/64" I.D. x 1/8" THK	<b>W-BTS-B0</b>	
	<b>QTY: 5,000/Bag</b>		
<b>FITS:</b>	Trade Size 1/4 9/16" O.D. x 13/64" I.D. x 1/8" THK	<b>W-BTS-B1/4</b>	
	<b>QTY: 5,000/Bag</b>		
<b>FITS:</b>	Trade Size 1/4M 37/64" O.D. x 13/64" I.D. x 1/8" THK	<b>W-BTS-B1/4M</b>	
	<b>QTY: 5,000/Bag</b>		
<b>FITS:</b>	Trade Size 1/4L 19/32" O.D. x 13/64" I.D. x 1/8" THK	<b>W-BTS-B1/4L</b>	
	<b>QTY: 5,000/Bag</b>		
<b>FITS:</b>	Trade Size 3/8 5/8" O.D. x 13/64" I.D. x 1/8" THK	<b>W-BTS-B3/8</b>	
	<b>QTY: 5,000/Bag</b>		

Call 1-800-913-9582 for higher quantity price breaks & for special combo pricing

**"TUFF-SEAL" BRANDED FLAT BIBB WASHER- BLACK NITRILE 95 DURO.**

	RPM PART #	
	<b>W-BTS-B3/8M</b>	<p><b>QTY: 2,500/Bag</b></p> <p><b>FITS:</b> Trade Size 3/8M 21/32" O.D x 13/64" I.D. x 1/8" THK</p>
	<b>W-BTS-B3/8L</b>	<p><b>QTY: 2,500/Bag</b></p> <p><b>FITS:</b> Trade Size 3/8L 11/16" O.D. x 13/64" I.D. x 1/8" THK</p>

**"TUFF-SEAL" BRANDED FLAT RED BIBB WASHERS 80 DURO- FOR SOFT SEALING**

	RPM PART #	
	<b>W-BTS-R00</b>	<p><b>QTY: 5,000/Bag</b></p> <p><b>FITS:</b> Trade Size 00 1/2" O.D. x 3/16" I.D. x 1/8" THK</p>
	<b>W-BTS-R0</b>	<p><b>QTY: 5,000/Bag</b></p> <p><b>FITS:</b> Trade Size 0 17/32" O.D. x 13/64" I.D. x 1/8" THK</p>
	<b>W-BTS-R1/4</b>	<p><b>QTY: 5,000/Bag</b></p> <p><b>FITS:</b> Trade Size 1/4 9/16" O.D. x 3/64" I.D. x 1/8" THK</p>



**"TULL-SEAL" BRANDED FLAT RED BIBB WASHERS  
80 DURO- FOR SOFT SEALING**

		RPM PART #	
<b>FITS:</b>	Trade Size 1/4M 37/64" O.D. x 13/64" I.D. x 1/8" THK	<b>W-BTS-R1/4M</b>	
	<b>QTY: 5,000/Bag</b>		
<b>FITS:</b>	Trade Size 1/4L 19/32" O.D. x 13/64" I.D. x 1/8" THK	<b>W-BTS-R1/4L</b>	
	<b>QTY: 5,000/Bag</b>		
<b>FITS:</b>	Trade Size 3/8 5/8" O.D. x 13/64" I.D. x 1/8" THK	<b>W-BTS-R3/8</b>	
	<b>QTY: 2,500/Bag</b>		
<b>FITS:</b>	Trade Size 3/8M 21/32" O.D x 13/64" I.D. x 1/8" THK	<b>W-BTS-R3/8M</b>	
	<b>QTY: 2,500/Bag</b>		
<b>FITS:</b>	Trade Size 3/8L 11/16" O.D. x 13/64" I.D x 1/8" THK	<b>W-BTS-R3/8L</b>	
	<b>QTY: 2,500/Bag</b>		

Call 1-800-913-9582 for higher quantity price breaks & for special combo pricing

40



**PLUMBING PARTS**

**BIBB WASHER ASSORTMENT KITS**

**RPM  
PART #**



**W-BW-KFlat**

**QTY: 20/Case**

**FITS:** Flat Bibb Washer Assortments

200 Piece Flat Bibb Washer Kit in a 12 compartment plastic non breakable container. Each Kit is inserted into a cardboard Sleeve for individual resale.




**W-BW-KBev**

**QTY: 20/Case**

**FITS:** Beveled Bibb Washers Assortment

200 Piece Beveled Bibb Washer Kit in a 12 compartment plastic non breakable container. Each Kit is inserted into a cardboard Sleeve for individual resale.



**W-BW-KF&B**

**QTY: 20/Case**

**FITS:** Flat & Beveled Bibb Washers

200 Piece Flat & Beveled Bibb Washer Kit in a 12 compartment plastic non breakable container. Each Kit is inserted into a cardboard Sleeve for individual resale.